


# Technical data sheet

## Wall and support bracket AWG 15 FT

Item number: 6420616



Light-duty wall and support bracket with welded head plate for screwless mesh cable tray fastening.  
Fastening of the bracket to the U support of width 400 mm or greater using a hexagonal bolt through both sides of the support. Please insert suitable spacers.



**St** Steel

**FT** Hot-dip galvanised

### Master data

Item number	6420616
Type	AW G 15 61 FT
Description 1	Wall and support bracket
Description 2	for mesh cable tray
Manufacturer	OBO
Dimension	B610mm
Material	Steel
Surface	Hot-dip galvanised
Surface standard	DIN EN ISO 1461
Smallest sales unit	1
Unit of quantity	Piece
Weight	84 kg
Weight unit	kg/100 pc.

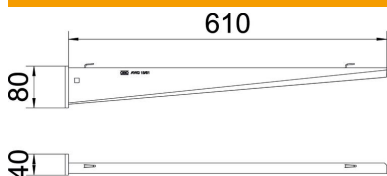
# Technical data sheet

## Wall and support bracket AWG 15 FT

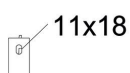
Item number: 6420616



### Dimensions



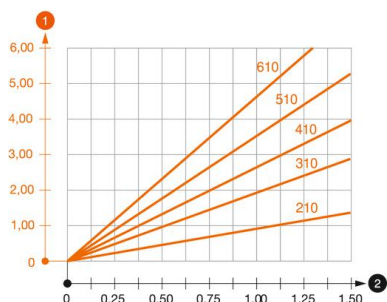
Width	610 mm
Height	80 mm
Dimension A	40 mm
Dimension B	610 mm
Dimension H	80 mm
Dimension L	610 mm



### Technical data

Version for	Wall and support bracket
F in kN	1.5 kN
Maintain electrical functions	no
for width max.	600 mm
for width min.	600
Hole diameter	11 mm
Rustproof steel, pickled	no
Angle range, max.	90 mm
Angle range, min.	90 mm

### Loads



#### Load diagram, bracket type AW G 15

- 1 Bending of the bracket tip at permitted bracket load
- 2 Permitted bracket load in kN without man load
- Load curve with bracket lengths in mm

### Characteristic anchor load values for wall and support bracket AW G 15

Anchor type	Max. load [kN]							
	Bracket width [mm]							
BZ3 10x90/0-30	110	160	210	310	410	510	560	610
	1.5	1.5	1.5	1.47	1.25	1.13	0.95	0.94

Die angegebenen Werte basieren auf ungerissenen Beton der Festigkeitsklasse C20/25. Die Einbaubedingungen der ETA-Zulassung (Dübel) sind zu beachten!