


Technical data sheet

Cable tray DKS 85 FT

Item number: 6086519



DKS 85 = perforated cable tray system with 85 mm side height.
Permeable cable tray system to VdS guideline 2092 with 30% hole surface for use under sprinkler systems.
Bottom penetration from width 200 mm.
Connecting parts should be ordered in the appropriate quantity.
Magnetic shield insulation without cover 20 dB, with cover 50 dB.



St Steel

FT Hot-dip galvanised

Master data

Item number	6086519
Type	DKS 830 FT
Description 1	Cable tray DKS
Description 2	perforated w/ floor penetrat.
Manufacturer	OBO
Dimension	85x300x3000
Material	Steel
Surface	Hot-dip galvanised
Surface standard	DIN EN ISO 1461
Smallest sales unit	3
Unit of quantity	Metre
Weight	333.34 kg
Weight unit	kg/100 m

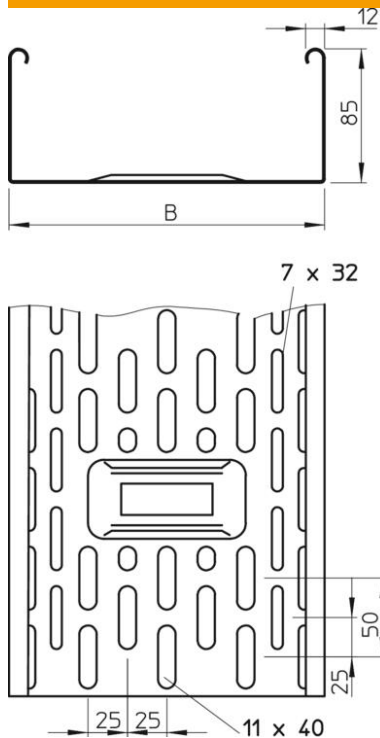
Technical data sheet

Cable tray DKS 85 FT

Item number: 6086519



Dimensions



Dimension	85 x 300
Length	3,000 mm
Length	10 ft
Width	300 mm
Width	12 in
Height	85 mm
Height	3 in
Plate thickness	0.04 in
Plate thickness	1 mm
Dimension B	300 mm

Technical data

Connector version	Without connectors
Mounting system fastening type	Floor Ceiling Wall
Walkable	no
Maintain electrical functions	no
With cover	no
Mounting perforation in base	yes
NATO hole pattern	no
Usable cross-section	253 cm ²
Usable cross-section	25300 mm ²
Rustproof steel, pickled	no
Side perforation	yes
Wide-span version	no
Load test type according to IEC 61537	Type II
Type of connector, cable support system	Screwed

Technical data sheet

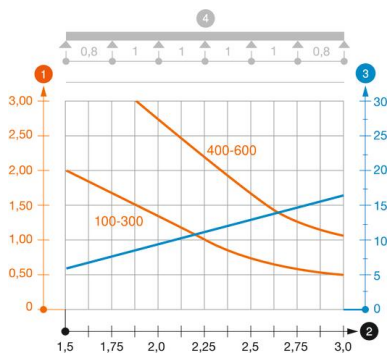
Cable tray DKS 85 FT

Item number: 6086519



Loads

Insertable support spacings, min.	1.5 m
Insertable support spacings, max.	3 m
Support spacing 1.5 m	2 kN/m
Support spacing 1.75 m	1.5 kN/m
Support spacing 2.0 m	1.1 kN/m
Support spacing 2.5 m	0.65 kN/m
Support spacing 3.0 m	0.5 kN/m



Load diagram, cable tray, type DKS 85

- 1 Permitted cable tray/ladder load in kN/m without man load
 - 2 Support width in m
 - 3 Rail bend in mm at permitted kN/m
 - 4 Load scheme during testing
- Load curve with cable tray/ladder width in mm
- Strut bend curve according to support width