


# Technical data sheet

## Mesh cable tray GR-Magic® 105

Item no. 6002451



Mesh cable tray with shaped connector of side height 105 mm.

No additional connection components are required for the mesh cable tray, it is simply interlocked. The grid width is 50 x 100 mm.

Magnetic shield insulation without cover 15 dB, with cover 25 dB.



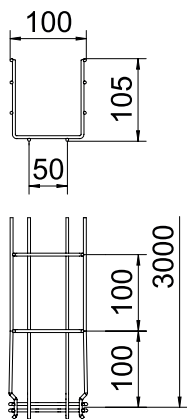
**VA** Stainless steel, rustproof 1.4301

**2B** Bright, reworked

### Master data

Item no.	6002451
Type	GRM 105 100 A2
Description 1	Mesh cable tray GRM
Dimension	105x100x3000
Material	Stainless steel, material no. 1.4301
Material symbol	A2
Surface	Bright, reworked
Surface symbol	2B
Smallest sales unit (VG)	3 m
Weight	99,33 kg/100 m

### Technical data



Length	3.000,00 mm
Width	100,00 mm
Height	105,00 mm
Side height	105,00 mm
Dimension B	100,00 mm
Dimension H	108,00 mm
Connector version	Integrated connector
Wire diameter	3,90 mm
Suitable for maintaining electrical function	<input type="checkbox"/>
Integrated partition	Without
Usable cross-section	82,00 cm <sup>2</sup>
Usable cross-section	8.200,00 mm <sup>2</sup>
Profile shape	U-shaped
Rustproof steel, pickled	<input checked="" type="checkbox"/>
Screwless connector	<input checked="" type="checkbox"/>
Wide-span version	<input type="checkbox"/>

### Appr. load:

Support spacing 1.0 m	0,80 kN/m
-----------------------	-----------

# Technical data sheet

## Mesh cable tray GR-Magic® 105

Item no. 6002451

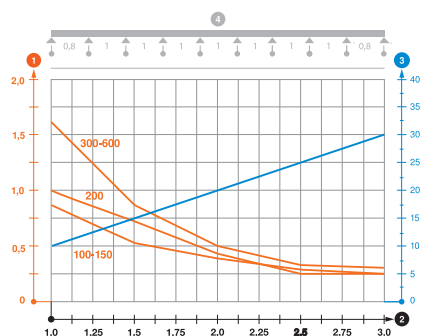


### Technical data

#### Appr. load:

Support spacing 1.5 m	0,55 kN/m
Support spacing 2.0 m	0,37 kN/m
Support spacing 2.5 m	0,27 kN/m
Support spacing 3.0 m	0,25 kN/m

Load diagram, mesh cable tray, type GRM 105



- 1 Permitted cable tray/ladder load in kN/m without man load
- 2 Support width in m
- 3 Rail bend in mm at permitted kN/m
- 4 Load scheme during testing
- Load curve with cable tray/ladder width in mm
- Strut bend curve according to support width