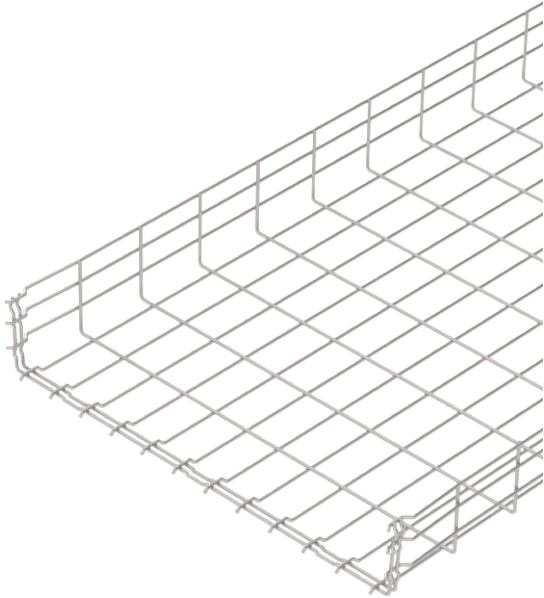


Technical data sheet

Mesh cable tray GR-Magic® 105

Item no. 6002469



Mesh cable tray with shaped connector of side height 105 mm.

No additional connection components are required for the mesh cable tray, it is simply interlocked. The grid width is 50 x 100 mm.

Magnetic shield insulation without cover 15 dB, with cover 25 dB.



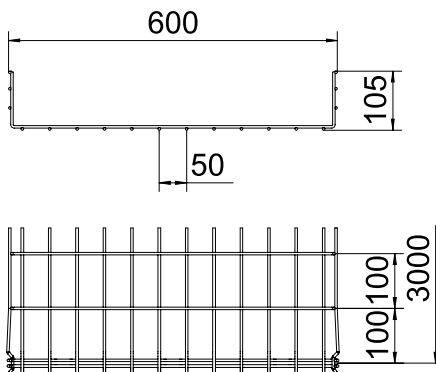
VA Stainless steel, rustproof 1.4301

2B Bright, reworked

Master data

Item no.	6002469
Type	GRM 105 600 A2
Description 1	Mesh cable tray GRM
Dimension	105x600x3000
Material	Stainless steel, material no. 1.4301
Material symbol	A2
Surface	Bright, reworked
Surface symbol	2B
Smallest sales unit (VG)	3 m
Weight	363,33 kg/100 m

Technical data



Length	3.000,00 mm
Width	600,00 mm
Height	105,00 mm
Side height	105,00 mm
Dimension B	600,00 mm
Dimension H	108,00 mm
Connector version	Integrated connector
Wire diameter	4,80 mm
Suitable for maintaining electrical function	<input type="checkbox"/>
Integrated partition	Without
Usable cross-section	554,00 cm ²
Usable cross-section	55.400,00 mm ²
Profile shape	U-shaped
Rustproof steel, pickled	<input checked="" type="checkbox"/>
Screwless connector	<input checked="" type="checkbox"/>
Wide-span version	<input type="checkbox"/>

Appr. load:

Support spacing 1.0 m	1,25 kN/m
-----------------------	-----------

Technical data sheet

Mesh cable tray GR-Magic® 105

Item no. 6002469

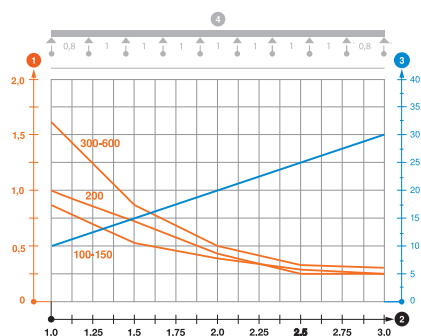


Technical data

Appr. load:

Support spacing 1.5 m	0,85 kN/m
Support spacing 2.0 m	0,60 kN/m
Support spacing 2.5 m	0,42 kN/m
Support spacing 3.0 m	0,30 kN/m

Load diagram, mesh cable tray, type GRM 105



- 1 Permitted cable tray/ladder load in kN/m without man load
- 2 Support width in m
- 3 Rail bend in mm at permitted kN/m
- 4 Load scheme during testing
- Load curve with cable tray/ladder width in mm
- Strut bend curve according to support width