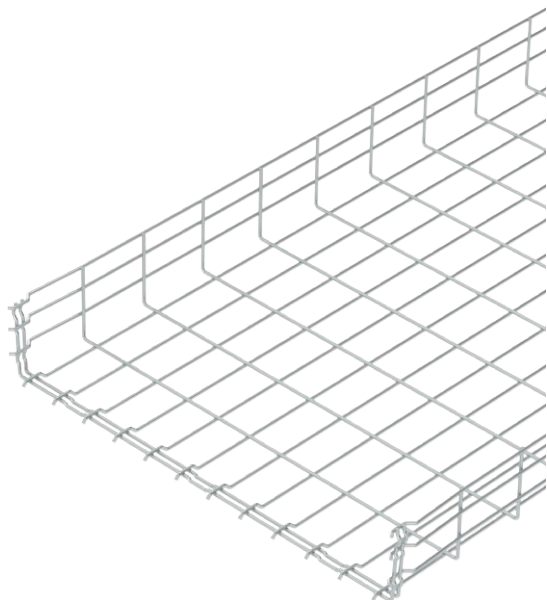


Technical data sheet

Mesh cable tray GR-Magic® 105

Item no. 6002417



Mesh cable tray with shaped connector of side height 105 mm.

No additional connection components are required for the mesh cable tray, it is simply interlocked. The grid width is 50 x 100 mm.

Magnetic shield insulation without cover 15 dB, with cover 25 dB.

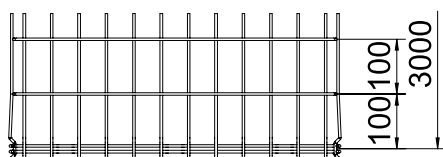
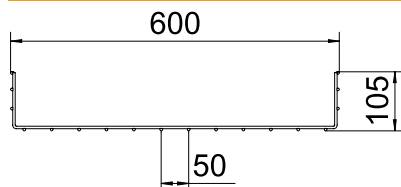


St	Steel
G	Electrogalvanised

Master data

Item no.	6002417
Type	GRM 105 600 G
Description 1	Mesh cable tray GRM
Dimension	105x600x3000
Material	Steel
Material symbol	St
Surface	Electrogalvanised
Surface to DIN	EN ISO 19598 / EN ISO 4042
Surface symbol	G
Smallest sales unit (VG)	3 m
Weight	363,33 kg/100 m

Technical data



Length	3.000,00 mm
Width	600,00 mm
Height	105,00 mm
Side height	105,00 mm
Dimension B	600,00 mm
Dimension H	108,00 mm
Connector version	Integrated connector
Wire diameter	4,80 mm
Suitable for maintaining electrical function	<input type="checkbox"/>
Integrated partition	Without
Usable cross-section	554,00 cm ²
Usable cross-section	55.400,00 mm ²
Profile shape	U-shaped
Rustproof steel, pickled	<input type="checkbox"/>
Screwless connector	<input checked="" type="checkbox"/>
Wide-span version	<input type="checkbox"/>

Technical data sheet

Mesh cable tray GR-Magic® 105

Item no. 6002417

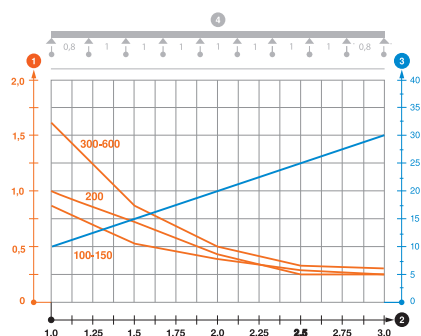


Technical data

Appr. load:

Support spacing 1.0 m	1,60 kN/m
Support spacing 1.5 m	0,80 kN/m
Support spacing 2.0 m	0,50 kN/m
Support spacing 2.5 m	0,33 kN/m
Support spacing 3.0 m	0,30 kN/m

Load diagram, mesh cable tray, type GRM 105



1 Permitted cable tray/ladder load in kN/m without man load

2 Support width in m

3 Rail bend in mm at permitted kN/m

4 Load scheme during testing

— Load curve with cable tray/ladder width in mm

— Strut bend curve according to support width