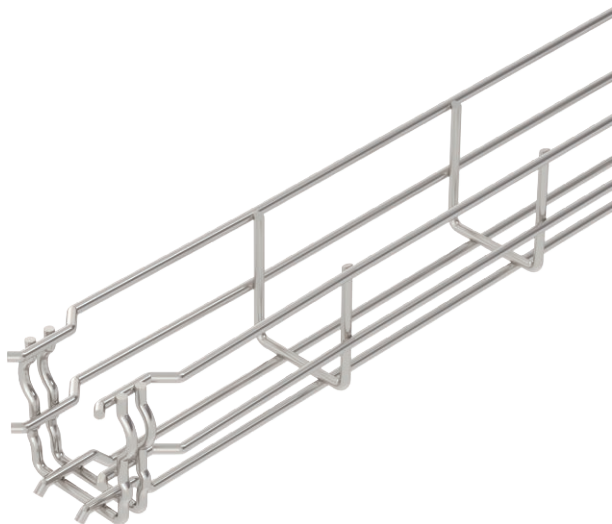


# Technical data sheet

## Mesh cable tray GR-Magic® 55

Item no. 6001070



Mesh cable tray with shaped connector of side height 55 mm.

No additional connection components are required for the mesh cable tray, it is simply interlocked. The grid width is 50 x 100 mm (exception: GRM 55/50 = 20 x 100 mm).

Magnetic shield insulation without cover 15 dB, with cover 25 dB.

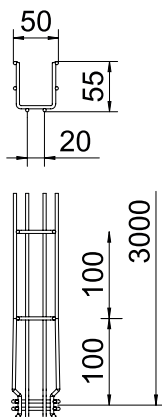


VA	Stainless steel, rustproof 1.4301
2B	Bright, reworked

### Master data

Item no.	6001070
Type	GRM 55 50 A2
Description 1	Mesh cable tray GRM
Dimension	55x50x3000
Material	Stainless steel, material no. 1.4301
Material symbol	A2
Surface	Bright, reworked
Surface symbol	2B
Smallest sales unit (VG)	3 m
Weight	67,00 kg/100 m

### Technical data



Length	3.000,00 mm
Width	50,00 mm
Height	55,00 mm
Side height	55,00 mm
Dimension B	52,00 mm
Dimension H	58,00 mm
Dimension	55 x 50 mm
Connector version	Integrated connector
Wire diameter	3,90 mm
Suitable for maintaining electrical function	<input checked="" type="checkbox"/>
Integrated partition	Without
Usable cross-section	16,00 cm <sup>2</sup>
Usable cross-section	1.600,00 mm <sup>2</sup>
Profile shape	U-shaped
Rustproof steel, pickled	<input checked="" type="checkbox"/>
Screwless connector	<input checked="" type="checkbox"/>

### Appr. load:

Support spacing 1.0 m	0,35 kN/m
Support spacing 1.5 m	0,20 kN/m
Support spacing 2.0 m	0,10 kN/m
Support spacing 2.5 m	0,10 kN/m

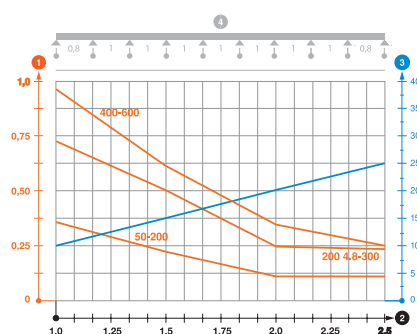
# Technical data sheet

## Mesh cable tray GR-Magic® 55

Item no. 6001070



### Technical data



Load diagram, mesh cable tray GRM 55 VA

- 1 Permitted cable tray/ladder load in kN/m without man load
- 2 Support width in m
- 3 Rail bend in mm at permitted kN/m
- 4 Load scheme during testing
- Load curve with cable tray/ladder width in mm
- Strut bend curve according to support width