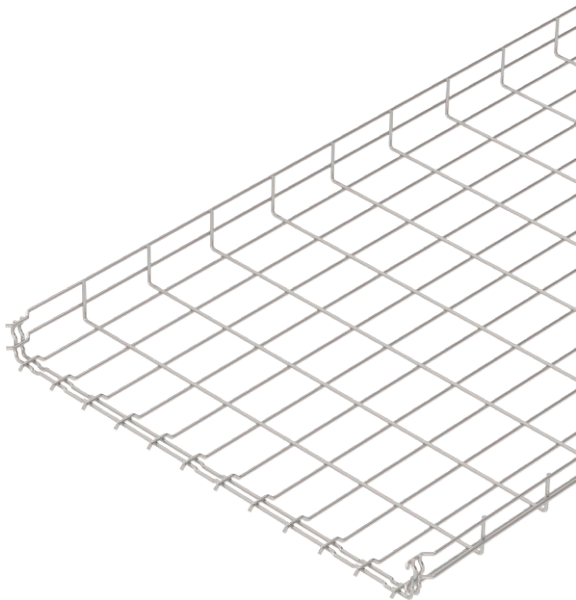


Technical data sheet

Mesh cable tray GR-Magic® 55

Item no. 6001099



Mesh cable tray with shaped connector of side height 55 mm.

No additional connection components are required for the mesh cable tray, it is simply interlocked. The grid width is 50 x 100 mm (exception: GRM 55/50 = 20 x 100 mm).

Magnetic shield insulation without cover 15 dB, with cover 25 dB.



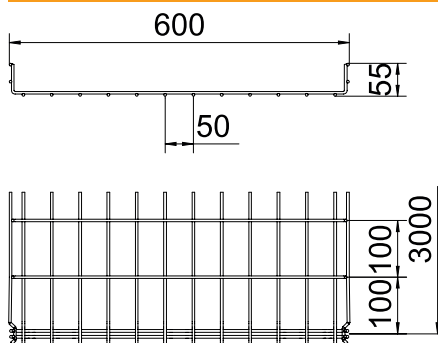
VA Stainless steel, rustproof 1.4401

2B Bright, reworked

Master data

Item no.	6001099
Type	GRM 55 600 A4
Description 1	Mesh cable tray GRM
Dimension	55x600x3000
Material	Stainless steel, material no. 1.4401
Material symbol	A4
Surface	Bright, reworked
Surface symbol	2B
Smallest sales unit (VG)	3 m
Weight	320,00 kg/100 m

Technical data



Length	3.000,00 mm
Width	600,00 mm
Height	55,00 mm
Side height	55,00 mm
Dimension B	600,00 mm
Dimension H	58,00 mm
Connector version	Integrated connector
Wire diameter	4,80 mm
Suitable for maintaining electrical function	<input type="checkbox"/>
Integrated partition	Without
Usable cross-section	265,00 cm ²
Usable cross-section	26.500,00 mm ²
Profile shape	U-shaped
Rustproof steel, pickled	<input checked="" type="checkbox"/>
Screwless connector	<input checked="" type="checkbox"/>
Wide-span version	<input type="checkbox"/>

Appr. load:

Support spacing 1.0 m	0,90 kN/m
-----------------------	-----------

Technical data sheet

Mesh cable tray GR-Magic® 55

Item no. 6001099

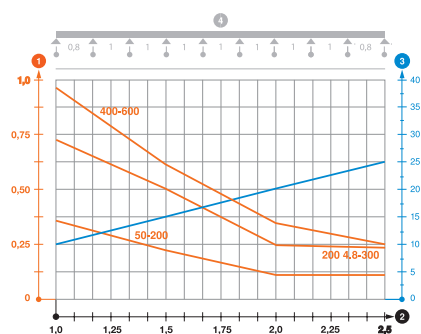


Technical data

Appr. load:

Support spacing 1.5 m	0,60 kN/m
Support spacing 2.0 m	0,30 kN/m
Support spacing 2.5 m	0,25 kN/m

Load diagram, mesh cable tray GRM 55 VA



- 1 Permitted cable tray/ladder load in kN/m without man load
 - 2 Support width in m
 - 3 Rail bend in mm at permitted kN/m
 - 4 Load scheme during testing
- Load curve with cable tray/ladder width in mm
— Strut bend curve according to support width