


Technical data sheet

Cable tray MKS 60 FT SOMY

Item number: 7190103



MKS 60 = Medium-duty cable tray system with a side height of 60 mm. The cable tray is fastened to the bracket with bolts, type FRS M6 x 12. The surface coating is a coating created in a single-dip method with extra-high zinc thicknesses. Magnetic shield insulation without cover 20 dB, with cover 50 dB.



St Steel

FT SO Hot-dip galvanised 85 µm

Master data

Item number	7190103
Type	MKS 620 FT SO
Description 1	Cable tray MKS
Description 2	perforated
Manufacturer	OBO
Dimension	60x200x3000
Material	Steel
Surface	Hot-dip galvanised 85 µm
Surface standard	DIN EN ISO 1461
Smallest sales unit	3
Unit of quantity	Metre
Weight	261 kg
Weight unit	kg/100 m

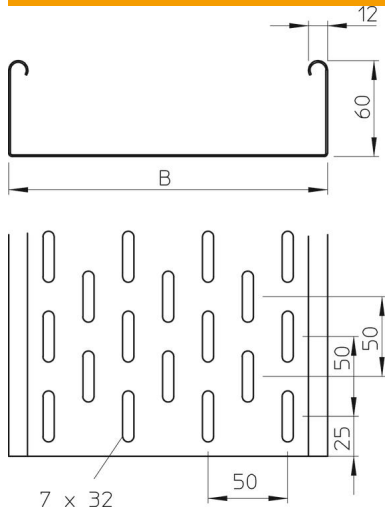
Technical data sheet

Cable tray MKS 60 FT SOMY



Item number: 7190103

Dimensions



Dimension	60 x 200
Length	3,000 mm
Width	200 mm
Height	60 mm
Plate thickness	1 mm
Dimension B	200 mm

Technical data

Connector version	Supplied connectors
Mounting system fastening type	Floor Ceiling Wall
Walkable	no
Maintain electrical functions	no
With cover	no
Mounting perforation in base	yes
NATO hole pattern	no
Usable cross-section	118 cm ²
Usable cross-section	11800 mm ²
Rustproof steel, pickled	no
Side perforation	yes
Wide-span version	no
Load test type according to IEC 61537	Type II
Type of connector, cable support system	Screwed

Technical data sheet

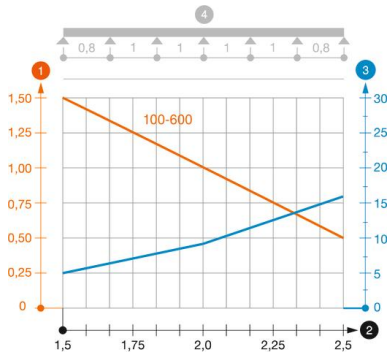
Cable tray MKS 60 FT SOMY

Item number: 7190103



Loads

Support spacing 1.5 m	1.5 kN/m
Support spacing 1.75 m	1.25 kN/m
Support spacing 2.0 m	1 kN/m
Support spacing 2.5 m	0.5 kN/m



Load diagram, cable tray, type MKS 60

- 1** Permitted cable tray/ladder load in kN/m without man load
- 2** Support width in m
- 3** Rail bend in mm at permitted kN/m
- 4** Load scheme during testing
- Load curve with cable tray/ladder width in mm
- Strut bend curve according to support width