

Technical data sheet

Heavy mesh cable tray SGR 55 A2

Item number: 6000917



Mesh cable tray made of spot-welded steel wire of side height 55 mm.
The grid width is 50 x 100 mm.
Magnetic shield insulation without cover 15 dB, with cover 25 dB.



A2 Stainless steel

2B Bright, treated

Master data

Item number	6000917
Type	SGR 55 200 A2
Description 1	Mesh cable tray SGR
Manufacturer	OBO
Dimension	55x200x3000
Material	Stainless steel
Surface	Bright, treated
Surface standard	
Smallest sales unit	3
Unit of quantity	Metre
Weight	231.333 kg
Weight unit	kg/100 m

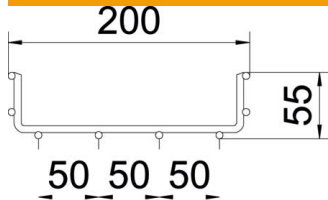
Technical data sheet

Heavy mesh cable tray SGR 55 A2

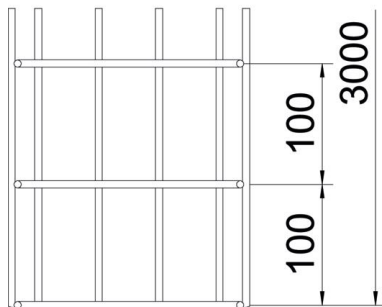
Item number: 6000917



Dimensions



Length	3,000 mm
Width	200 mm
Width	7.87 in
Height	55 mm
Height	2.17 in
Dimension B	200 mm



Technical data

Connector version	Without connectors
Mounting system fastening type	Ceiling Wall
Usable cross-section	87 cm ²
Usable cross-section	8700 mm ²
Profile shape	U-shaped
Load test type according to IEC 61537	Type II
Type of connector, cable support system	Screwed

Technical data sheet

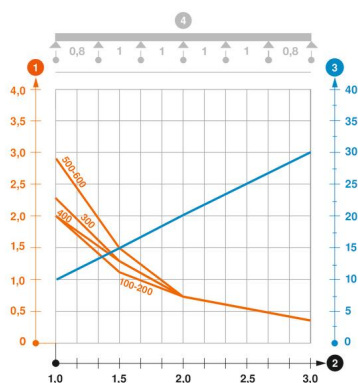
Heavy mesh cable tray SGR 55 A2

Item number: 6000917



Loads

Insertable support spacings, min.	1 m
Insertable support spacings, max.	3 m
Support spacing 1.0 m	2 kN/m
Support spacing 1.5 m	1.15 kN/m
Support spacing 2.0 m	0.75 kN/m
Support spacing 2.5 m	0.5 kN/m
Support spacing 3.0 m	0.4 kN/m



Load diagram, mesh cable tray, type SGR 55

- 1 Permitted cable tray/ladder load in kN/m without man load
- 2 Support width in m
- 3 Rail bend in mm at permitted kN/m
- 4 Load scheme during testing
- Load curve with cable tray/ladder width in mm
- Strut bend curve according to support width