


# Technical data sheet

## Cable tray SKS 85 FS

Item number: 6058604



SKS 85 = heavy-duty cable tray system with 85 mm side height.  
FS version includes connector, type RLVL 85.  
Magnetic shield insulation without cover 20 dB, with cover 50 dB.



**St** Steel

**FS** Strip galvanized

### Master data

Item number	6058604
Type	SKS 860 FS
Description 1	Cable tray SKS
Description 2	perforated with connector
Manufacturer	OBO
Dimension	85x600x3000
Material	Steel
Surface	Strip galvanized
Surface standard	DIN EN 10346
Smallest sales unit	3
Unit of quantity	Metre
Weight	821 kg
Weight unit	kg/100 m

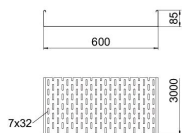
# Technical data sheet

## Cable tray SKS 85 FS

Item number: 6058604



### Dimensions



Dimension	85 x 600
Length	3,000 mm
Length	10 ft
Width	600 mm
Width	24 in
Height	85 mm
Height	3 in
Plate thickness	0.6 in
Plate thickness	1.5 mm
Dimension B	600 mm

### Technical data

Connector version	Supplied connectors
Mounting system fastening type	Floor Ceiling Wall
Walkable	no
Maintain electrical functions	no
With cover	no
Mounting perforation in base	yes
NATO hole pattern	no
Usable cross-section	508 cm <sup>2</sup>
Usable cross-section	50800 mm <sup>2</sup>
Rustproof steel, pickled	no
Side perforation	yes
Wide-span version	no
Load test type according to IEC 61537	Type II
Type of connector, cable support system	Screwed

# Technical data sheet

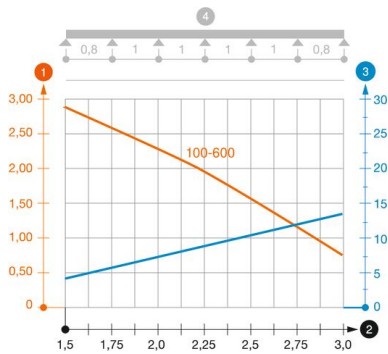
## Cable tray SKS 85 FS

Item number: 6058604



### Loads

Insertable support spacings, min.	1.5 m
Insertable support spacings, max.	3 m
Support spacing 1.5 m	2.8 kN/m
Support spacing 2.0 m	2.25 kN/m
Support spacing 2.5 m	1.5 kN/m
Support spacing 3.0 m	0.75 kN/m



### Load diagram, cable tray, type SKS 85

- 1 Permitted cable tray/ladder load in kN/m without man load
- 2 Support width in m
- 3 Rail bend in mm at permitted kN/m
- 4 Load scheme during testing
- Load curve with cable tray/ladder width in mm
- Strut bend curve according to support width