


Technical data sheet

Cable ladder with Z rung, light-duty A4

Item number: 7098092



Light-duty shipbuilding cable ladder with perforated side rail of side height 35 mm with welded, perforated Z rungs. Load tested according to IEC in conjunction with connector, type SLV.

Bends on request.



A4 Stainless steel

2B Bright, treated

Master data

| | |
|---------------------|----------------------------|
| Item number | 7098092 |
| Type | SLZ L 500 A4 |
| Description 1 | Cable ladder, shipbuilding |
| Description 2 | with Z-rung |
| Manufacturer | OBO |
| Dimension | 35x506x3000 |
| Material | Stainless steel |
| Surface | Bright, treated |
| Surface standard | |
| Smallest sales unit | 3 |
| Unit of quantity | Metre |
| Weight | 250 kg |
| Weight unit | kg/100 m |

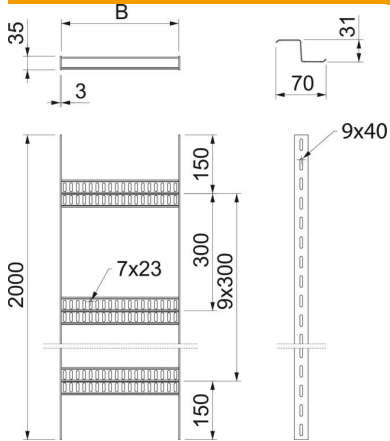
Technical data sheet

Cable ladder with Z rung, light-duty A4

Item number: 7098092



Dimensions



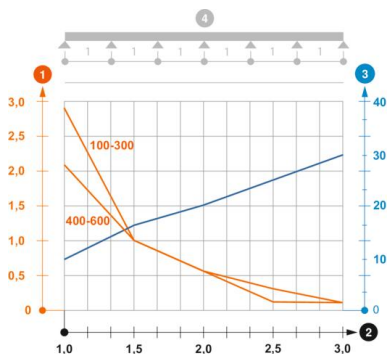
| | |
|-------------|----------|
| Dimension | 35x500 |
| Length | 3,000 mm |
| Length | 3,000 ft |
| Width | 500 mm |
| Height | 35 mm |
| Dimension B | 506 mm |

Technical data

| | |
|-------------------------------|--------------------|
| Version of the rungs | Profile perforated |
| Side rail version | Flat profile |
| Fastening of rung | Welded |
| Maintain electrical functions | no |
| Rustproof steel, pickled | yes |
| Side perforation | yes |
| Rung distance | 300 mm |
| Wide-span version | no |
| Rail thickness | 3 mm |

Loads

| | |
|-----------------------|-----------|
| Support spacing 1.0 m | 2.2 kN/m |
| Support spacing 1.5 m | 1 kN/m |
| Support spacing 2.0 m | 0.55 kN/m |
| Support spacing 2.5 m | 0.25 kN/m |
| Support spacing 3.0 m | 0.25 kN/m |



Load diagram, cable ladder, type SLZ L A4

- 1 Permitted cable tray/ladder load in kN/m without man load
- 2 Support width in m
- 3 Rail bend in mm at permitted kN/m
- Load curve with cable tray/ladder width in mm
- Strut bend curve according to support width
- 4 Load scheme during testing